



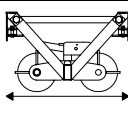



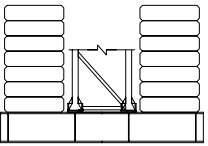


Alcance Radius Sbraccio (m)	Campo C. Max Max swl range from to Campo di carico mass. 2500 Kg	52	50	48	46,5	44	41	39	37	35	33	30	28	26	24	23,6	20	18
		2500 kg 	52	2.1-25.1	1100	1150	1210	1270	1335	1450	1535	1625	1730	1850	2055	2215	2400	2500
50	2.1-27.8			1300	1365	1430	1505	1630	1725	1825	1945	2075	2300	2480	2500	2500	2500	2500
46,5	2.1-31.1					1620	1705	1840	1945	2065	2190	2335	2500	2500	2500	2500	2500	2500
41	2.1-31.5							1875	1980	2100	2230	2380	2500	2500	2500	2500	2500	2500
35	2.1-32.4										2300	2450	2500	2500	2500	2500	2500	2500
30	2.1-30.0												2500	2500	2500	2500	2500	2500
23,6	2.1-23.6																2500	2500

Alcance Radius Sbraccio (m)	Campo C. Max Max swl range from to Campo di carico mass. 4000 kg	52	50	48	46,5	44	41	38	35	33	30	27	23,6	21	18	15	12	9
		2500 kg 	52	2.1-15.5	950	1000	1060	1120	1190	1300	1430	1580	1700	1900	2160	2590	2870	3400
50	2.1-17.2			1150	1215	1280	1355	1480	1625	1795	1925	2150	2430	2900	3220	3815	4000	4000
46,5	2.1-19.2					1470	1555	1690	1850	2040	2190	2440	2750	3290	3635	4000	4000	4000
41	2.1-19.5							1725	1890	2080	2230	2490	2800	3350	3700	4000	4000	4000
4000 kg 	35		2.1-20.1							2150	2300	2570	2890	3450	3815	4000	4000	4000
	30		2.1-19.6									2500	2815	3360	3720	4000	4000	4000
	23,6		2.1-18.1											3000	3415	4000	4000	4000

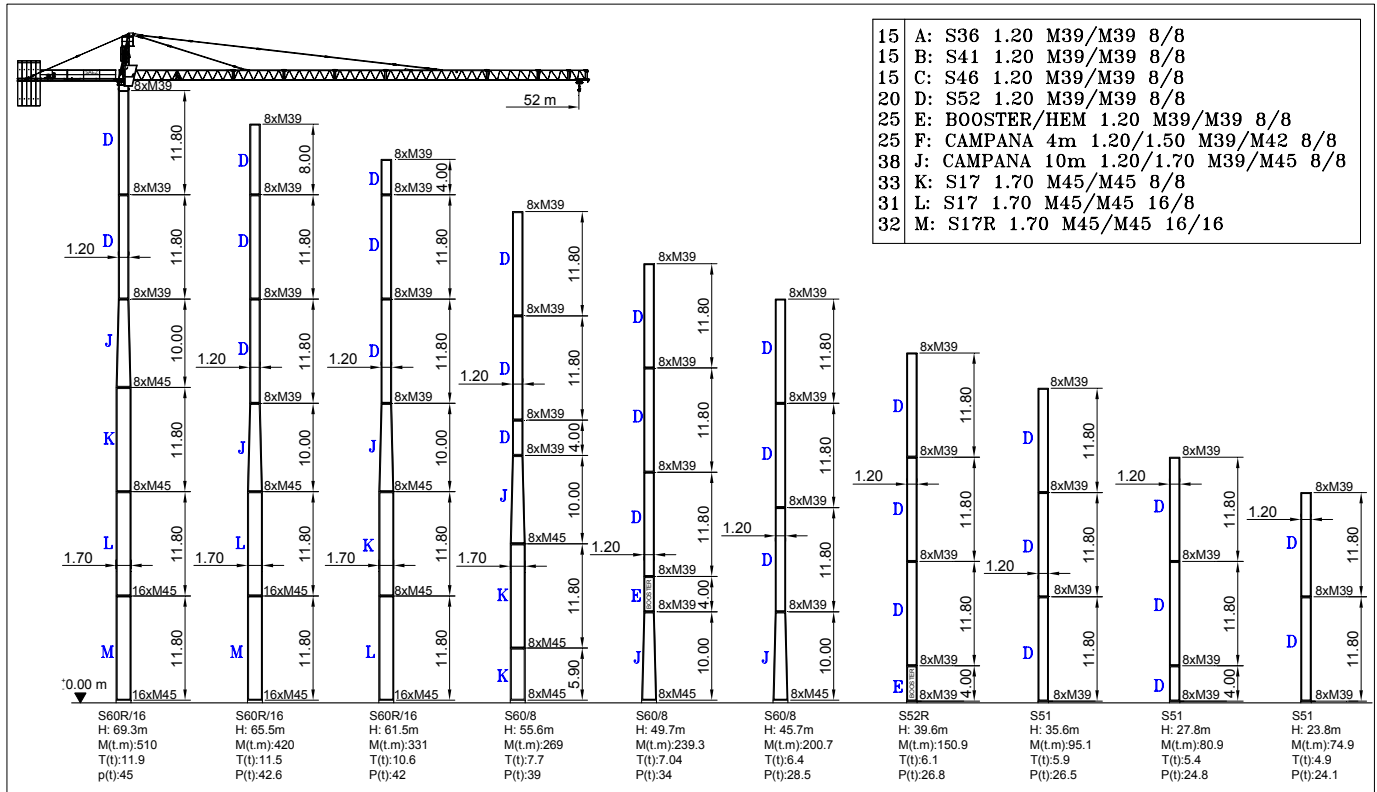
CARGA / VELOCIDAD (kg/m/min) LOAD / SPEED • CARICO / VELOCITA'			MECANISMOS MECANISM / MECANISMI		
Potencia / Power Potenza	19 Hp (14 Kw) - 2.5 t	* 25 Hp (18.5 Kw) - 4.0 t			
	1ª	2500 kg – 8 m/min	0.3 - 0.6 – 0.9 rpm		
	2ª	2500 kg – 30 m/min	30/60 m/min		
	3ª	1300 kg – 60 m/min	20 m/min		
	1ª	4000 kg – 4 m/min	2 x 4.0 kw		
	2ª	4000 kg – 15 m/min	1.0/1.8 kw		
	3ª	2600 kg – 30 m/min	2 x 2.2 kw		

ALCANCE RADIUS / SBRACCIO	52 m	50 m	46.5 m	41 m	35 m	30 m	23.6 m
CONTRAPESO AÉREO COUNTERWEIGHT AIR CONTRAPPESO AEREO	A	A	A	A	A	A	A
	5	5	5	4	3	3	2
	11500 kg	11500 kg	11500 kg	10050 kg	8300 kg	6900 kg	4600 kg
LASTRE DE LA BASE / BASE BALLAST BLOCKS / ZAVORRA ALLA BASE							
	CON BASE DE WITH BASE OF CON BASE DA	18.6 m	24.6 m	30.6 m	36.6 m	40.6 m	50.9 m
	3.8x3.8m	45.6 t	45.6 t	53 t	53 t	60.8 t	-
	4.5x4.5m	45.6 t	45.6 t	53 t	53 t	60.8 t	72.8 t

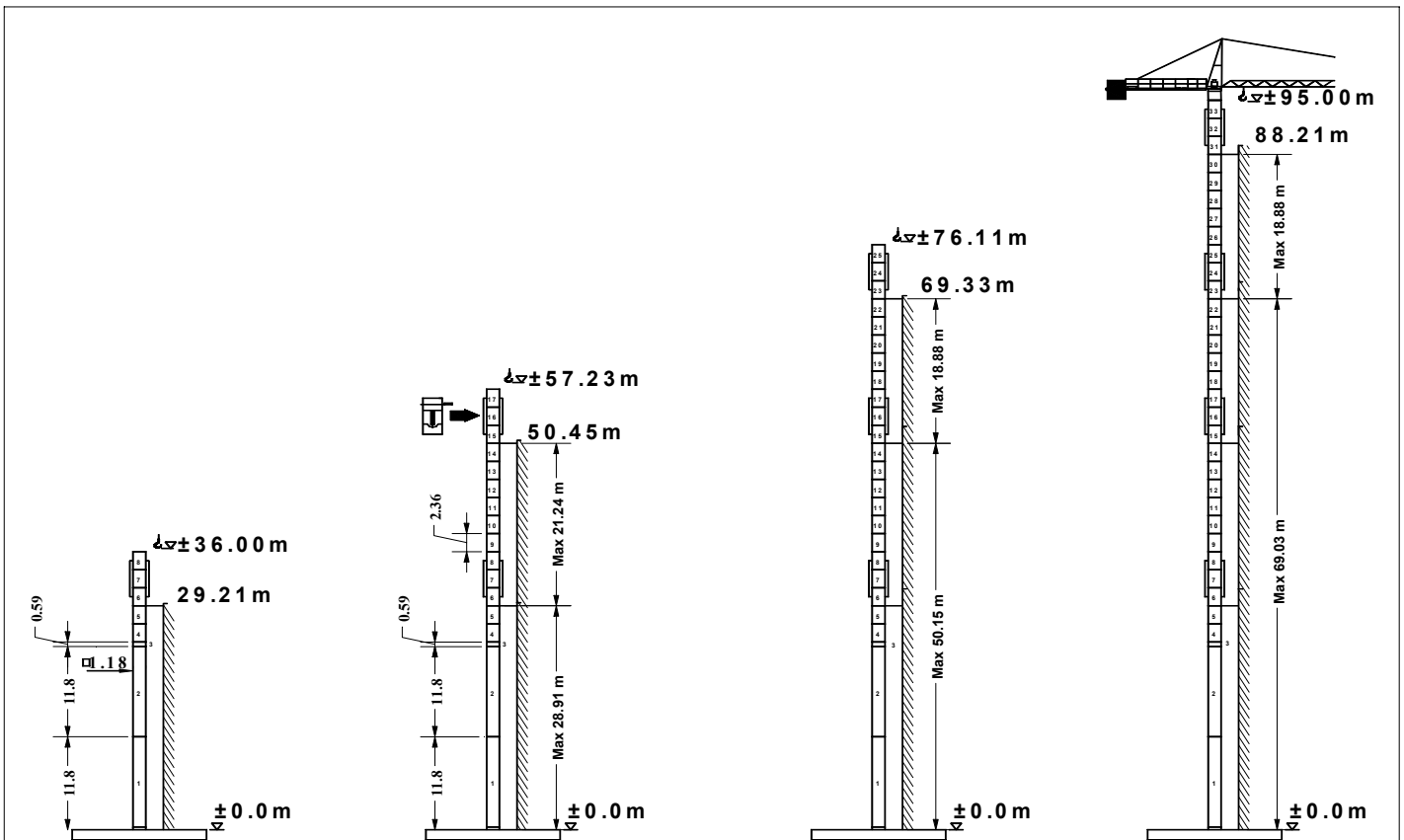
PESO DE CONSTRUCCIÓN APROXIMADO DEAD WEIGHT APPROX / PESO DI COSTRUZIONE APPOSSIMATO		22 380 kg
POTENCIA REQUERIDA Y CONDUCTORES REQUIERED POWER AND CONDUCTORS POTENZA ELETTRICA NECESSARIA E CONDUTTORI	CON ELEVACIÓN 18.5 Kw / CON SOLLEVAMENTO 18.5 Kw	
	31 KVA - 400 V – 50 Hz	
	25 m	100 m
	4x25mm ²	4x25mm ²

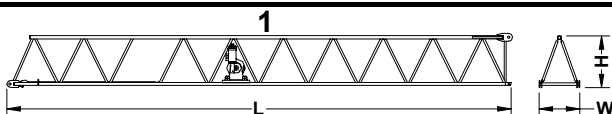
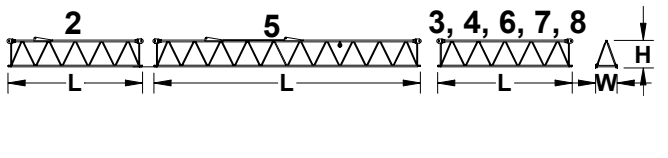
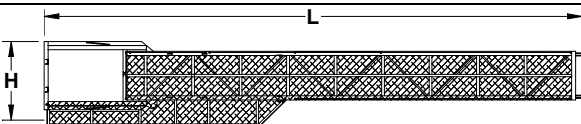
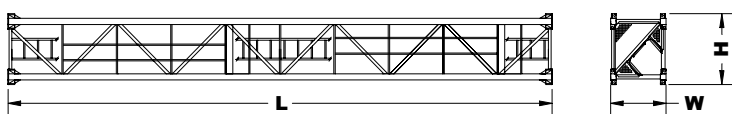
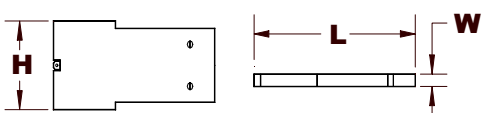
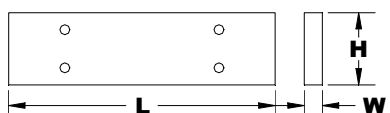
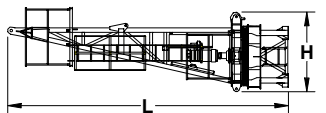
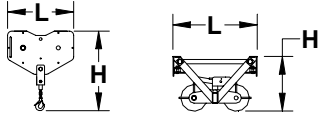
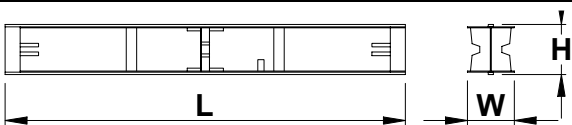
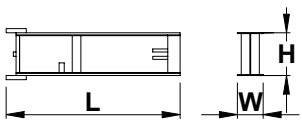
*OPCIONAL

COMPOSICIÓN DE TORRE / TOWER COMPOSITION / STRUTTURA DELLA TORRE



MONTAJE HIDRÁULICO / HIDRAULIC ASSEMBLY / MONTAGGIO IDRAULICO



PESO Y DIMENSIONES DE LOS ELEMENTOS DE LA GRÚA WEIGH AND DIMENSIONS OF THE CRANE / PESO E DIMENSIONI DEI ELEMENTI DELLA GRU		L (m)	W (m)	H (m)	Peso (kg)	
ELEMENTO DE PLUMA Nº1 JIB ELEMENT Nº 1 ELEMENTO DI BRACCIO		11.85	1.04	1.32	1125	
ELEMENTO INTERMEDIO DE PLUMA INTERMEDIATE JIB ELEMENT ELEMENTO INTERMEZZO DI BRACCIO		2 3 4 5 6 7 8	5.94 5.94 5.94 11.74 5.14 3.64 2.14	0.95 0.95 0.95 0.95 0.95 0.95 0.95	1.32 1.22 1.22 1.32 1.22 1.22 1.22	465 475 450 915 330 215 95
CONTRAPLUMA COUNTER JIB CONTROBRACCIO		11.5	0.26	1.90	2450	
ELEMENTO DE TORRE TOWER ELEMENT ELEMENTO DI TORRE		11.8 4.0	1.2 1.2	1.38 1.38	3000 1100	
BLOQUE DE CONTRAPESO COUNTERWEIGHT BLOCKS BLOCCO DI CONTRAPPESO		A B C	2.94 2.94 1.70	0.30 0.18 0.18	1.25 1.25 1.25	2300 1400 850
BLOQUE DE LASTRE DE LA BASE BASE BALLAST BLOCK BLOCCO DI ZAVORRA ALLA BASE		4.4	1.2	0.3	3800	
CABEZA DE TORRE TOWER HEAD TESTA DI TORRE		6.50	1.8	1.7	3200	
GANCHO Y CARRO HOOK AND TROLLEY GANCIO E CARRELLO		0.75 0.96	0.12 1.10	1.40 0.62	90 110	
VIGA PRINCIPAL DE LA BASE MAIN BEAM OF THE BASE TRAVE PRINCIPALE DELLA GRU		5.72	0.67	0.65	1560	
SEMIVIGA SECUNDARIA DE LA BASE HALF BEAM SECONDARY OF THE BASE SEMITRAVE SECONDARIA DELLA BASE		2.77	0.45	0.665	1500	

MAYO 2004

Gruas SÁEZ se reserva el derecho a modificaciones sin previo aviso.

Subject to modifications by Gruas SÁEZ, without previous warning. / Il fabbricante si riserva il diritto di fare qualunque modifica senza preavviso.

SISTEMAS FORZA S.L. Ctra. de Beniaján, Km. 5, Beniaján - MURCIA (España)

Tfno.: +34 968 82 08 62 / 66 • Fax: +34 968 82 48 57

E-mail: forza@forzasl.com

www.forzasl.com